



TEST REPORT

According to ANSI/IES LM-80-15
For

Hongli Zhihui Group Co.,Ltd. Guangzhou Branch

Room 316,Building 2,No.1, Xianke Yi Road, Huadong Town, Huadu District, Guangzhou, China

Model:HL-EMC-3030DW-2C-S1-HR3

Report Type: 9000 Hours Test Report		Product Type: LED Package	
Test Engineer:	Pote Wang	<i>Pote Wang</i>	
Report Number:	RSZ190408501-10		
Test Date:	2017-05-14 to 2018-05-24		
Report Date:	2019-04-09		
Reviewed By:	Daniel Duan / EE Engineer	<i>Daniel</i>	
Test Facility:	Test facility was located at No.69,Pulongcun, Puxinhu Industrial Area, Tangxia , Dongguan, Guangdong, China.		
Prepared By:	Bay Area Compliance Laboratories Corp. (Dongguan). No.69,Pulongcun ,Puxinhu Industrial Area, Tangxia , Dongguan, Guangdong, China. Tel: +86-0769-86858888 Fax:+86-0769-86858588		
Accreditation:	The IAS Accreditation Number TL-460.		

Note: The test data was only valid for the test sample(s). This test report is prepared for the customer shown above and for the device described herein. It may not be duplicated or used in part without prior written consent from Bay Area Compliance Laboratories Corp. (Dongguan).

This report is valid only with a valid digital signature. The digital signature may be available only under the Adobe software above version 7.0.

TABLE OF CONTENTS

1 - General Information	3
1.1 Description of LED Light Sources	3
1.2 Standards Used:	3
1.3 Testing Equipment	3
1.4 Drive Level	4
1.5 Ambient Conditions for Maintenance Test.....	4
1.6 Photometric Measurement Method and Uncertainty.....	4
1.7 Statement of Traceability	4
1.8 Sample Set.....	5
2 - Summary of Test Result	6
3 - Test Data	7
3.1 Data Set 1, 85°C, 150mA(Lumen Maintenance)	7
3.2 Data Set 1, 85°C, 150mA (Forward Voltage).....	8
3.3 Data Set 1, 85°C,150mA(Chromaticity Shift)	9
3.4 Data Set 2, 105°C,150mA(Lumen Maintenance)	10
3.5 Data Set 2, 105°C, 150mA (Forward Voltage).....	11
3.6 Data Set 2, 105°C,150mA(Chromaticity Shift).....	12
4 - DUT Photo	13
4.1 Mechanical Dimensions	13
4.2 DUT Photo.....	13

1 - General Information

1.1 Description of LED Light Sources

Sample Size:

50 PCS samples were received on 2017-05-10. The samples were numbered from 1 to 25 and 26 to 50.

Manufacturer:	Hongli Zhihui Group Co.,Ltd. Guangzhou Branch
Part Number:	HL-EMC-3030DW-2C-S1-HR3
Part Type:	LED Package
Drive Level:	DC 150mA
Nominal CCT:	2700K
Power:	1.02W
Current Density per LED die:	930.0019mA/mm ²
Power Density per LED die:	3.162W/mm ²
CRI:	80
Die Spacing:	0.22mm

Sampling Method:

LED samples for IESNA LM-80 testing consist of units built from a minimum of three manufacturing lots with each manufacturing lot built from different wafer lots built on non-consecutive days.

These manufacturing lots are picked to represent a wide parametric distribution.

Note:

1. The applicant Hongli Zhihui Group Co.,Ltd. Guangzhou Branch. declare that their products with model HL-EMC-3030DW-2C-S1-HR3 are the same to the products in report#R2DG170510050-10-9000 and is authorized by original applicant to use their test data.
2. All the data in previous report (R2DG170510050-10-9000) is shared in this report.

1.2 Standards Used:

- ANSI/IES LM-80-15: IES Approved Method for Measuring Lumen Maintenance of LED Light Sources.
- CIE 127:2007: Measurement of LEDs(This standard was not accredited by IAS)
- ENERGY STAR® Requirements for the Use of LM-80 Data(This standard was not accredited by IAS)

1.3 Testing Equipment

Device	Manufacture	Model No	Serial No	Calibration date	Calibration due date
0.3m integrating sphere	EVERFINE	Diameter 0.3m	1011119	2018-03-18	2019-03-18
Programmable Test Power for LEDs	EVERFINE	LED300E	1008002	2018-03-26	2019-03-26
High accuracy array spectroradiometer	EVERFINE	HAAS-2000	1012016T	2018-03-18	2019-03-18
Standard Light Source	EVERFINE	D062	1011064	2018-01-15	2019-01-15
Precision digital stabilized DC power supply	EVERFINE	WY605-V110	G115987CJ7321114	2018-03-26	2019-03-26
Multilayer aging machine	BACL	B2-270	20013	2017-09-01	2018-09-01
Multilayer aging machine	BACL	B3-900	20030	2017-07-17	2018-07-17
Digital CC&CV DC Power Supply	EVERFINE	WY5015	11090008	2017-07-07	2018-07-07

Device	Manufacture	Model No	Serial No	Calibration date	Calibration due date
Digital CC&CV DC Power Supply	EVERFINE	WY5015	11060002	2017-07-07	2018-07-07

1.4 Drive Level

Samples are driven with a constant direct current (DC) during maintenance test, photometric and electrical measurement. The current value was regulated to within $\pm 3\%$ of the specified value of the manufacturer during maintenance test, and was within $\pm 0.5\%$ during photometric and electrical measurement test.

1.5 Ambient Conditions for Maintenance Test

For lumen maintenance test, samples within one data set, were installed on cooling boards in thermal chambers with minimal ambient airflow. The case temperature and ambient temperature was monitored by thermocouples which one was soldered to the coldest DUTs' case (TMP_{LED}) location, while the other is mounted at a distance of 5 mm above the TMP location.

During life testing, TMP_{LED} of the coldest LEDs were maintained at a temperature that was greater than or equal to 2°C below the corresponding nominal case temperature. Surrounding air was maintained at a temperature that was greater than or equal to 5°C below the corresponding nominal case temperature. Thermocouples were shielded from direct DUT optical radiation and comply with ASTM E230 Table 1 "Special Limits".

Samples were connected to DC power supply in series circuits with a constant current. The forward current was regulated to within $\pm 3\%$ of the specified value of the manufacturer.

The relative humidity within chamber was kept less than 65% during test.

For photometry measurement, the ambient temperature during test was set to $25^{\circ}\text{C} \pm 2^{\circ}\text{C}$, RH <65%.

1.6 Photometric Measurement Method and Uncertainty

Integrating sphere and spectroradiometer is used to measure luminous flux and chromaticity coordinate u'v'. 2 π measurement was used and sample was driven by DC power supply. The forward current was regulated to within $\pm 0.5\%$ of the nominal value. The test system was calibrated by halogen reference lamp. The ambient temperature during test was set to $25^{\circ}\text{C} \pm 2^{\circ}\text{C}$, RH <65%. The temperature measurement point was located in the sphere and the temperature was detected by a temperature probe.

The uncertainty of the light output measurements is $U=1.59\%$ (K=2), at the 95% confidence level. The uncertainty of the correlated color temperature measurements is $U=21\text{K}$ (K=2), at the 95% confidence level.

The uncertainty of the temperature is $U=0.8671^{\circ}\text{C}$ (K=2), at the 95% confidence level.

1.7 Statement of Traceability

Bay Area Compliance Laboratories Corp. (Dongguan) attested that all calibration has been performed using suitable standards traceable to National Primary Standards and International System of Units (SI).

1.8 Sample Set

Data Set 1: 85°C, 150mA

Part Number: HL-EMC-3030DW-2C-S1-HR3
Number of Units: 25
Case Temperature: >83°C
Ambient Temperature: >80°C
Life Test Drive Current: 150mA
Measurement Current: 150mA

Data Set 2: 105°C, 150mA

Part Number: HL-EMC-3030DW-2C-S1-HR3
Number of Units: 25
Case Temperature: >103°C
Ambient Temperature: >100°C
Life Test Drive Current: 150mA
Measurement Current: 150mA

2 - Summary of Test Result

Data Set:	Sample Size	Failures Observed:	Test Interval	Test Duration	α :	β :	Reported TM-21 L ₇₀ Lifetime	Reported TM-21 L ₉₀ Lifetime
1	25	0	1000hrs	9000hrs	3.217E-06	1.005	>54000 hours	34000 hours
2	25	0	1000hrs	9000hrs	3.718E-06	1.005	>54000 hours	30000 hours

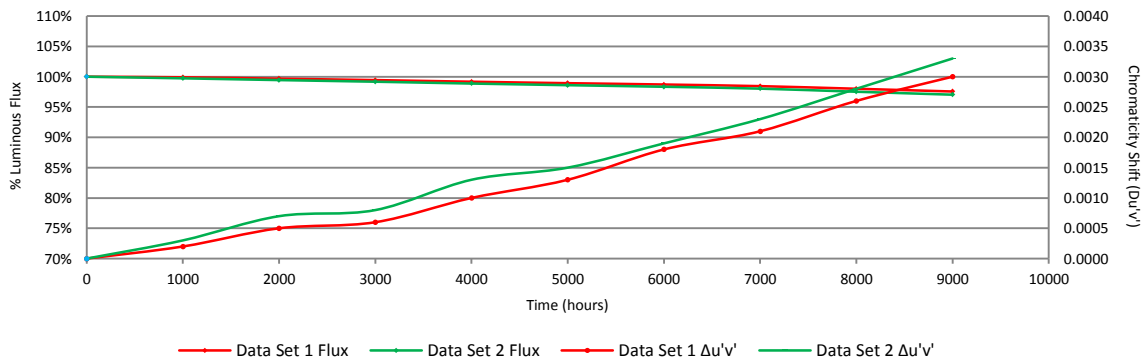
Average Lumen Maintenance (Percentage of Initial Luminous Flux)

Data Set:	1000hrs	2000hrs	3000hrs	4000hrs	5000hrs	6000hrs	7000hrs	8000hrs	9000hrs
1	99.90%	99.67%	99.44%	99.17%	98.93%	98.71%	98.44%	98.01%	97.56%
2	99.73%	99.44%	99.17%	98.87%	98.60%	98.34%	98.03%	97.52%	97.03%

Average Chromaticity Shift

Data Set:	1000hrs	2000hrs	3000hrs	4000hrs	5000hrs	6000hrs	7000hrs	8000hrs	9000hrs
1	0.0002	0.0005	0.0006	0.0010	0.0013	0.0018	0.0021	0.0026	0.0030
2	0.0003	0.0007	0.0008	0.0013	0.0015	0.0019	0.0023	0.0028	0.0033

Average Lumen Maintenance and Chromaticity Shift VS. Time



3 -

Test Data

3.1 Data Set 1, 85°C, 150mA (Lumen Maintenance)

No.	Φ(lm)	Lumen Maintenance (%)								
	Ohr(Initial)	1000hrs	2000hrs	3000hrs	4000hrs	5000hrs	6000hrs	7000hrs	8000hrs	9000hrs
1	139.5	100.07	99.93	99.64	99.43	99.28	99.21	98.92	98.42	97.85
2	137.8	99.93	99.78	99.64	99.56	99.35	99.13	98.84	98.40	97.97
3	138.1	100.07	99.71	99.42	99.06	98.84	98.70	98.48	98.04	97.61
4	139.2	99.86	99.71	99.57	99.35	98.99	98.92	98.71	98.28	97.99
5	137.3	99.85	99.64	99.42	99.27	98.98	98.91	98.54	98.18	97.67
6	140.8	100.07	99.93	99.50	99.15	99.01	98.86	98.44	97.94	97.51
7	142.3	99.86	99.58	99.44	99.09	98.95	98.74	98.38	98.03	97.33
8	139.1	99.78	99.64	99.42	99.28	98.99	98.85	98.71	98.20	97.70
9	140.2	99.93	99.79	99.43	99.22	99.00	98.86	98.57	97.86	97.43
10	141.3	99.86	99.65	99.50	99.15	98.94	98.80	98.51	98.02	97.38
11	141.3	100.07	99.72	99.36	99.01	98.73	98.30	98.02	97.74	97.31
12	138.5	100.14	99.78	99.57	99.28	99.06	98.92	98.56	98.19	97.76
13	137.0	100.07	99.78	99.64	99.34	99.12	98.76	98.61	98.18	97.88
14	136.7	100.15	99.93	99.78	99.41	99.20	98.76	98.46	98.17	97.59
15	137.5	99.85	99.71	99.35	99.05	98.76	98.69	98.47	98.18	97.75
16	138.3	99.93	99.71	99.49	99.20	98.92	98.77	98.63	98.26	98.05
17	138.8	99.86	99.78	99.71	99.28	99.06	98.70	98.49	97.98	97.77
18	138.2	99.71	99.42	99.35	99.06	98.70	98.63	98.34	97.83	97.40
19	136.5	99.78	99.56	99.19	99.12	98.90	98.83	98.53	98.17	97.66
20	138.5	99.71	99.49	99.28	99.13	98.92	98.84	98.41	98.05	97.40
21	137.2	99.85	99.49	99.20	98.91	98.69	98.54	98.40	98.03	97.81
22	136.3	99.78	99.41	99.05	98.68	98.53	98.17	97.87	97.43	96.77
23	139.4	99.86	99.50	99.35	99.00	98.78	98.57	98.28	97.56	96.84
24	140.0	99.71	99.36	99.14	98.86	98.57	97.64	97.29	97.07	96.79
25	138.5	99.78	99.71	99.49	99.28	98.92	98.70	98.56	98.12	97.91
Avg.	138.7	99.90	99.67	99.44	99.17	98.93	98.71	98.44	98.01	97.56
Med.	138.5	99.86	99.71	99.43	99.15	98.94	98.76	98.49	98.05	97.66
st dev	1.5968	0.1365	0.1602	0.1796	0.1958	0.2003	0.3114	0.3260	0.3053	0.3578
Min.	136.3	99.71	99.36	99.05	98.68	98.53	97.64	97.29	97.07	96.77
Max.	142.3	100.15	99.93	99.78	99.56	99.35	99.21	98.92	98.42	98.05

3.2 Data Set 1, 85°C, 150mA (Forward Voltage)

No.	Forward Voltage (V)									
	0hr(Initial)	1000hrs	2000hrs	3000hrs	4000hrs	5000hrs	6000hrs	7000hrs	8000hrs	9000hrs
1	5.980	5.975	5.979	5.975	5.978	5.979	6.004	5.981	5.995	5.994
2	5.892	5.883	5.886	5.883	5.885	5.888	5.906	5.888	5.900	5.917
3	5.898	5.895	5.895	5.888	5.894	5.895	5.912	5.894	5.904	5.912
4	5.906	5.888	5.889	5.889	5.902	5.894	5.908	5.893	5.904	5.916
5	5.895	5.886	5.889	5.890	5.894	5.891	5.907	5.892	5.899	5.914
6	6.009	5.998	6.000	6.001	6.012	6.006	6.031	6.003	6.015	6.024
7	6.008	6.000	5.997	6.002	6.006	6.004	6.033	6.010	6.014	6.021
8	5.900	5.883	5.901	5.894	5.898	5.902	5.913	5.900	5.906	5.933
9	6.032	6.027	6.026	6.028	6.031	6.032	6.056	6.033	6.041	6.050
10	5.981	5.974	5.975	5.977	5.979	5.985	6.003	5.981	5.987	5.997
11	5.983	5.976	5.980	5.981	5.984	5.989	6.005	5.984	5.991	6.000
12	5.969	5.963	5.963	5.963	5.967	5.970	5.986	5.967	5.976	5.982
13	5.895	5.904	5.889	5.892	5.903	5.897	5.907	5.896	5.899	5.917
14	5.976	5.972	5.968	5.973	5.980	5.979	5.996	5.972	5.982	5.996
15	5.889	5.876	5.880	5.880	5.887	5.882	5.902	5.886	5.889	5.903
16	5.895	5.885	5.884	5.887	5.891	5.887	5.902	5.890	5.893	5.907
17	6.012	6.001	6.003	6.008	6.009	6.013	6.032	6.008	6.014	6.025
18	5.888	5.873	5.878	5.882	5.881	5.883	5.895	5.881	5.887	5.903
19	5.886	5.875	5.881	5.883	5.890	5.886	5.896	5.884	5.889	5.900
20	5.896	5.884	5.889	5.894	5.891	5.894	5.906	5.894	5.898	5.910
21	5.880	5.870	5.875	5.881	5.879	5.882	5.894	5.881	5.886	5.904
22	5.949	5.927	5.937	5.938	5.971	5.939	5.955	5.937	5.944	5.962
23	5.984	5.980	5.987	5.981	5.989	5.986	6.006	5.984	5.993	6.006
24	5.999	5.991	5.999	6.000	6.002	6.002	5.909	6.001	6.011	5.917
25	5.895	5.888	5.893	5.900	5.896	5.894	5.907	5.894	5.903	5.914
Avg.	5.940	5.931	5.934	5.935	5.940	5.938	5.951	5.937	5.945	5.953
Med.	5.906	5.904	5.901	5.900	5.903	5.902	5.912	5.900	5.906	5.917
st dev	0.0518	0.0528	0.0524	0.0525	0.0533	0.0536	0.0563	0.0530	0.0540	0.0501
Min.	5.880	5.870	5.875	5.880	5.879	5.882	5.894	5.881	5.886	5.900
Max.	6.032	6.027	6.026	6.028	6.031	6.032	6.056	6.033	6.041	6.050

3.3 Data Set 1, 85°C, 150mA (Chromaticity Shift)

No.	u'	v'	CCT(K)	Chromaticity Shift ($\Delta u'v'$)								
				0hr(Initial)	1000hrs	2000hrs	3000hrs	4000hrs	5000hrs	6000hrs	7000hrs	8000hrs
1	0.2631	0.5279	2686	0.0003	0.0004	0.0007	0.0011	0.0015	0.0018	0.0021	0.0025	0.0028
2	0.2618	0.5242	2727	0.0002	0.0005	0.0007	0.0010	0.0014	0.0020	0.0022	0.0025	0.0030
3	0.2612	0.5237	2742	0.0001	0.0004	0.0005	0.0009	0.0011	0.0018	0.0021	0.0025	0.0029
4	0.2604	0.5239	2758	0.0002	0.0006	0.0007	0.0012	0.0013	0.0018	0.0023	0.0027	0.0031
5	0.2620	0.5251	2720	0.0002	0.0004	0.0007	0.0009	0.0012	0.0016	0.0020	0.0024	0.0029
6	0.2621	0.5241	2723	0.0002	0.0006	0.0007	0.0011	0.0015	0.0019	0.0022	0.0026	0.0031
7	0.2606	0.5251	2749	0.0002	0.0004	0.0005	0.0010	0.0013	0.0017	0.0021	0.0027	0.0031
8	0.2609	0.5247	2744	0.0002	0.0005	0.0006	0.0009	0.0012	0.0017	0.0019	0.0024	0.0030
9	0.2629	0.5243	2704	0.0002	0.0006	0.0007	0.0010	0.0015	0.0018	0.0022	0.0027	0.0031
10	0.2609	0.5242	2747	0.0002	0.0005	0.0006	0.0010	0.0014	0.0018	0.0022	0.0026	0.0030
11	0.2617	0.5246	2729	0.0002	0.0006	0.0006	0.0011	0.0013	0.0018	0.0022	0.0026	0.0030
12	0.2616	0.5236	2735	0.0001	0.0004	0.0004	0.0008	0.0013	0.0016	0.0021	0.0025	0.0029
13	0.2625	0.5253	2708	0.0001	0.0006	0.0007	0.0012	0.0014	0.0020	0.0024	0.0029	0.0033
14	0.2624	0.5243	2715	0.0002	0.0005	0.0008	0.0011	0.0013	0.0017	0.0021	0.0026	0.0030
15	0.2626	0.5244	2710	0.0002	0.0004	0.0006	0.0010	0.0012	0.0017	0.0021	0.0025	0.0030
16	0.2619	0.5246	2723	0.0001	0.0005	0.0006	0.0009	0.0014	0.0017	0.0021	0.0026	0.0028
17	0.2623	0.5251	2714	0.0001	0.0004	0.0005	0.0009	0.0009	0.0017	0.0019	0.0025	0.0027
18	0.2614	0.5246	2734	0.0003	0.0006	0.0007	0.0013	0.0016	0.0021	0.0025	0.0029	0.0034
19	0.2615	0.5243	2734	0.0002	0.0006	0.0009	0.0013	0.0015	0.0020	0.0024	0.0029	0.0032
20	0.2625	0.5250	2710	0.0002	0.0006	0.0009	0.0012	0.0014	0.0018	0.0021	0.0026	0.0031
21	0.2619	0.5251	2723	0.0002	0.0005	0.0005	0.0008	0.0009	0.0015	0.0019	0.0024	0.0026
22	0.2612	0.5219	2751	0.0002	0.0005	0.0005	0.0008	0.0013	0.0017	0.0021	0.0026	0.0028
23	0.2616	0.5245	2732	0.0001	0.0004	0.0007	0.0008	0.0011	0.0019	0.0021	0.0025	0.0027
24	0.2602	0.5248	2759	0.0002	0.0004	0.0007	0.0009	0.0013	0.0015	0.0019	0.0024	0.0027
25	0.2607	0.5247	2748	0.0000	0.0003	0.0006	0.0008	0.0010	0.0014	0.0019	0.0024	0.0027
Avg.	0.2617	0.5246	2729	0.0002	0.0005	0.0006	0.0010	0.0013	0.0018	0.0021	0.0026	0.0030
Med.	0.2617	0.5246	2729	0.0002	0.0005	0.0007	0.0010	0.0013	0.0018	0.0021	0.0026	0.0030
st dev	0.0008	0.0010	18.3144	0.0001	0.0001	0.0001	0.0002	0.0002	0.0002	0.0002	0.0002	0.0002
Min.	0.2602	0.5219	2686	0.0000	0.0003	0.0004	0.0008	0.0009	0.0014	0.0019	0.0024	0.0026
Max.	0.2631	0.5279	2759	0.0003	0.0006	0.0009	0.0013	0.0016	0.0021	0.0025	0.0029	0.0034

3.4 Data Set 2, 105°C, 150mA (Lumen Maintenance)

No.	Φ(lm)	Lumen Maintenance (%)								
	Ohr(Initial)	1000hrs	2000hrs	3000hrs	4000hrs	5000hrs	6000hrs	7000hrs	8000hrs	9000hrs
26	138.2	99.71	99.57	99.42	99.13	98.91	98.77	98.41	97.90	97.61
27	125.1	99.76	99.44	98.96	98.56	98.08	97.60	97.20	96.72	96.08
28	137.2	99.78	99.64	99.56	99.27	98.83	98.47	98.32	97.81	97.52
29	133.3	99.70	99.47	99.32	99.25	98.87	98.65	98.20	97.75	97.52
30	139.0	99.64	99.42	99.21	98.99	98.78	98.63	98.35	97.91	97.41
31	136.3	99.71	99.41	99.19	98.90	98.61	98.39	98.17	97.58	97.14
32	137.3	99.64	99.34	99.20	98.98	98.69	98.54	98.32	97.67	97.16
33	138.3	99.78	99.42	99.13	98.84	98.77	98.41	98.12	97.61	97.25
34	137.2	99.64	99.13	98.83	98.47	98.32	98.10	97.59	97.08	96.50
35	140.3	99.71	99.43	99.22	99.07	98.79	98.72	98.36	97.72	97.29
36	136.3	99.63	99.34	99.12	98.83	98.61	98.31	98.02	97.73	97.14
37	141.2	99.65	99.43	99.36	99.01	98.94	98.80	98.65	98.16	97.59
38	136.5	99.71	99.41	99.12	98.90	98.61	98.32	97.95	97.29	96.70
39	139.1	99.78	99.42	99.14	98.85	98.63	98.20	97.84	97.27	96.84
40	139.3	99.86	99.35	98.92	98.64	98.35	98.28	97.92	97.34	96.98
41	137.8	100.07	99.71	99.27	98.84	98.40	98.11	97.90	97.31	96.81
42	141.6	99.86	99.51	99.08	98.73	98.38	97.88	97.46	97.25	96.68
43	137.8	99.85	99.56	99.13	98.69	98.40	97.97	97.61	97.31	96.73
44	137.2	99.78	99.56	99.20	98.91	98.69	98.47	98.18	97.38	97.08
45	136.5	99.63	99.27	99.05	98.75	98.53	98.39	98.10	97.58	96.70
46	138.1	99.71	99.20	98.99	98.62	98.26	98.04	97.68	97.10	96.67
47	139.0	99.78	99.57	99.28	98.85	98.56	98.27	97.91	97.27	96.76
48	137.4	99.56	99.49	99.20	98.69	98.47	98.25	97.96	97.53	97.09
49	137.3	99.64	99.34	99.20	98.91	98.76	98.32	98.18	97.89	97.23
50	139.5	99.71	99.43	99.21	99.00	98.85	98.71	98.28	97.85	97.35
Avg.	137.5	99.73	99.44	99.17	98.87	98.60	98.34	98.03	97.52	97.03
Med.	137.8	99.71	99.43	99.20	98.85	98.61	98.32	98.10	97.58	97.09
st dev	3.1020	0.1064	0.1298	0.1573	0.1994	0.2253	0.2930	0.3338	0.3293	0.3809
Min.	125.1	99.56	99.13	98.83	98.47	98.08	97.60	97.20	96.72	96.08
Max.	141.6	100.07	99.71	99.56	99.27	98.94	98.80	98.65	98.16	97.61

3.5 Data Set 2, 105°C, 150mA (Forward Voltage)

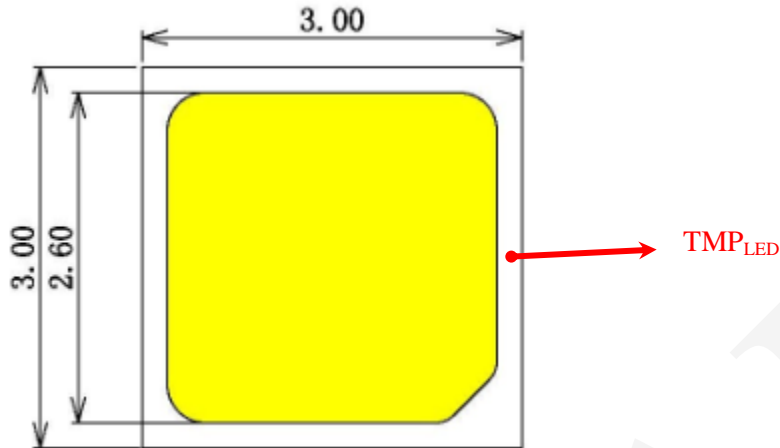
No.	Forward Voltage (V)									
	0hr(Initial)	1000hrs	2000hrs	3000hrs	4000hrs	5000hrs	6000hrs	7000hrs	8000hrs	9000hrs
26	5.948	5.942	5.952	5.950	5.956	5.951	5.969	5.951	5.959	5.969
27	5.991	5.983	5.988	5.991	5.999	5.987	6.011	5.989	5.999	6.006
28	5.974	5.964	5.976	5.974	5.979	5.970	5.992	5.974	5.981	5.990
29	5.953	5.943	5.964	5.950	5.956	5.948	5.969	5.948	5.959	5.971
30	5.955	5.946	6.004	5.951	5.967	5.952	5.970	5.951	5.959	5.970
31	5.891	5.884	5.904	5.887	5.894	5.888	5.901	5.890	5.894	5.907
32	5.884	5.874	5.937	5.882	5.885	5.883	5.896	5.885	5.888	5.901
33	5.895	5.892	6.001	5.894	5.897	5.897	5.909	5.894	5.900	5.912
34	6.049	6.051	6.055	6.048	6.054	6.053	6.069	6.048	6.056	6.064
35	5.974	5.972	5.977	5.975	5.984	5.976	5.995	5.972	5.982	5.994
36	5.946	5.939	5.942	5.948	5.946	5.949	5.963	5.942	5.952	5.965
37	5.990	5.980	6.080	5.994	5.992	5.993	6.011	5.990	5.996	6.007
38	5.886	5.880	5.888	5.888	5.886	5.888	5.896	5.885	5.890	5.902
39	5.901	5.892	5.925	5.898	5.900	5.901	5.912	5.900	5.903	5.916
40	5.900	5.895	5.906	5.904	5.907	5.902	5.915	5.903	5.906	5.922
41	5.892	5.880	5.890	5.889	5.890	5.888	5.899	5.891	5.892	5.903
42	6.004	5.995	6.003	6.002	6.002	6.003	6.025	6.005	6.009	6.018
43	5.880	5.870	5.879	5.877	5.881	5.881	5.893	5.882	5.884	5.895
44	5.990	5.978	5.987	5.990	5.991	5.995	6.010	5.993	5.998	6.006
45	5.957	5.948	5.954	5.956	5.958	5.961	5.976	5.959	5.963	5.968
46	5.887	5.881	5.885	5.890	5.900	5.890	5.902	5.892	5.893	5.905
47	5.905	5.898	5.907	5.906	5.957	5.906	5.918	5.906	5.910	5.931
48	5.970	5.962	5.967	5.970	5.974	5.974	5.990	5.973	5.978	5.993
49	5.887	5.879	5.884	5.888	5.892	5.891	5.900	5.891	5.892	5.918
50	5.988	5.968	5.975	5.977	5.977	5.979	5.995	5.975	5.982	5.999
Avg.	5.940	5.932	5.953	5.939	5.945	5.940	5.955	5.940	5.945	5.957
Med.	5.948	5.942	5.954	5.950	5.956	5.949	5.969	5.948	5.959	5.968
st dev	0.0484	0.0486	0.0537	0.0482	0.0480	0.0484	0.0515	0.0474	0.0493	0.0474
Min.	5.880	5.870	5.879	5.877	5.881	5.881	5.893	5.882	5.884	5.895
Max.	6.049	6.051	6.080	6.048	6.054	6.053	6.069	6.048	6.056	6.064

3.6 Data Set 2, 105°C, 150mA (Chromaticity Shift)

No.	u'	v'	CCT(K)	Chromaticity Shift ($\Delta u'v'$)								
	Ohr(Initial)			1000hrs	2000hrs	3000hrs	4000hrs	5000hrs	6000hrs	7000hrs	8000hrs	9000hrs
26	0.2626	0.5262	2703	0.0004	0.0008	0.0009	0.0012	0.0014	0.0019	0.0023	0.0027	0.0031
27	0.2592	0.5214	2797	0.0001	0.0001	0.0004	0.0010	0.0009	0.0010	0.0015	0.0018	0.0022
28	0.2612	0.5257	2735	0.0003	0.0006	0.0011	0.0015	0.0016	0.0017	0.0023	0.0026	0.0031
29	0.2597	0.5231	2777	0.0001	0.0004	0.0008	0.0014	0.0013	0.0014	0.0020	0.0024	0.0030
30	0.2622	0.5250	2715	0.0003	0.0006	0.0011	0.0016	0.0019	0.0018	0.0023	0.0027	0.0031
31	0.2616	0.5239	2732	0.0002	0.0005	0.0010	0.0015	0.0017	0.0017	0.0022	0.0025	0.0029
32	0.2620	0.5238	2726	0.0003	0.0007	0.0011	0.0016	0.0019	0.0018	0.0022	0.0028	0.0030
33	0.2619	0.5238	2727	0.0003	0.0007	0.0011	0.0017	0.0019	0.0021	0.0023	0.0028	0.0031
34	0.2634	0.5228	2700	0.0004	0.0008	0.0009	0.0014	0.0018	0.0025	0.0028	0.0031	0.0038
35	0.2615	0.5253	2729	0.0004	0.0008	0.0008	0.0015	0.0019	0.0025	0.0027	0.0031	0.0036
36	0.2640	0.5268	2671	0.0003	0.0006	0.0009	0.0013	0.0019	0.0025	0.0029	0.0032	0.0037
37	0.2603	0.5253	2756	0.0003	0.0007	0.0006	0.0011	0.0013	0.0019	0.0024	0.0028	0.0032
38	0.2620	0.5257	2718	0.0005	0.0008	0.0009	0.0013	0.0016	0.0022	0.0026	0.0031	0.0036
39	0.2620	0.5249	2720	0.0004	0.0006	0.0008	0.0013	0.0013	0.0017	0.0024	0.0030	0.0033
40	0.2622	0.5262	2710	0.0004	0.0007	0.0009	0.0015	0.0018	0.0022	0.0029	0.0033	0.0037
41	0.2639	0.5292	2664	0.0006	0.0008	0.0007	0.0012	0.0014	0.0018	0.0023	0.0029	0.0034
42	0.2611	0.5259	2735	0.0004	0.0006	0.0008	0.0013	0.0016	0.0021	0.0025	0.0030	0.0034
43	0.2611	0.5241	2744	0.0004	0.0007	0.0007	0.0012	0.0013	0.0018	0.0023	0.0028	0.0032
44	0.2629	0.5254	2699	0.0004	0.0006	0.0009	0.0014	0.0016	0.0020	0.0023	0.0029	0.0033
45	0.2636	0.5242	2690	0.0004	0.0007	0.0007	0.0011	0.0014	0.0017	0.0021	0.0026	0.0030
46	0.2615	0.5252	2729	0.0004	0.0007	0.0006	0.0013	0.0015	0.0022	0.0025	0.0031	0.0035
47	0.2624	0.5268	2704	0.0004	0.0007	0.0008	0.0011	0.0015	0.0020	0.0022	0.0028	0.0032
48	0.2621	0.5249	2717	0.0004	0.0007	0.0007	0.0011	0.0013	0.0017	0.0022	0.0028	0.0032
49	0.2608	0.5239	2751	0.0004	0.0006	0.0007	0.0011	0.0013	0.0017	0.0020	0.0026	0.0031
50	0.2620	0.5246	2723	0.0004	0.0006	0.0009	0.0013	0.0015	0.0021	0.0024	0.0030	0.0034
Avg.	0.2619	0.5250	2723	0.0003	0.0007	0.0008	0.0013	0.0015	0.0019	0.0023	0.0028	0.0033
Med.	0.2620	0.5250	2723	0.0004	0.0007	0.0008	0.0013	0.0015	0.0019	0.0023	0.0028	0.0032
st dev	0.0012	0.0015	29.3077	0.0001	0.0001	0.0002	0.0002	0.0003	0.0003	0.0003	0.0003	0.0003
Min.	0.2592	0.5214	2664	0.0001	0.0001	0.0004	0.0010	0.0009	0.0010	0.0015	0.0018	0.0022
Max.	0.2640	0.5292	2797	0.0006	0.0008	0.0011	0.0017	0.0019	0.0025	0.0029	0.0033	0.0038


4 - DUT Photo

4.1 Mechanical Dimensions



All dimensions are in millimeter

4.2 DUT Photo



*****END OF REPORT*****